

Keep Helen's money safe

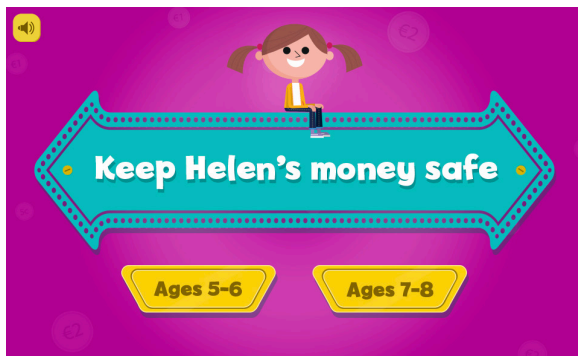
Guide to interactive activity

Introduction

This interactive activity introduces Helen, she is saving her money to buy a new bike.

Children are asked to help her make good choices to keep her money safe. It will support their ability to:

- Recognise how different choices might affect the safety of money
- Recall different places to keep money safe



Keep Helen's money safe, 5-6 year-olds

Guide

If your child is able or would like to practise their reading skills they can read each instruction aloud. They can also use the sound button to help or confirm the written text.

Throughout the interactive activity Helen will receive money from various relatives. Your child will be asked to decide which of the options they think is the best place for Helen's money. Discuss with your child the advantages and disadvantages of leaving the money in the different locations. If your child places Helen's

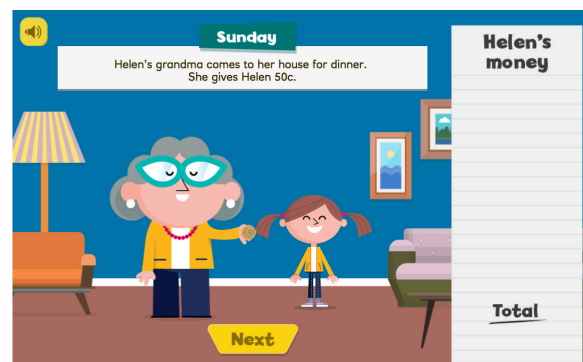
money in an 'unsafe' place then the money will be lost and not totalled. It may be worth your child keeping their own running record of all the money Helen is given throughout the activity.

- How much money has Helen been given throughout the activity?
- What other notes or coins could your child use to make the same amount?

After completing each question, children are given the amount of money Helen has kept 'safe'. They are then given three options for what to do with the money. There is no right or wrong answer.

Discuss with your child how they want to spend the money and their reasons:

- Would they always choose the same option?
- What would they like to save for?
- Is there another charity they would like donate money to?
- Is there a particular book they are interested in reading at the moment?
- Would they prefer to split their money e.g. give a certain amount to charity and save the rest?



Keep Helen's money safe

Guide to interactive activity

Keep Helen's money safe, 7-8 year-olds

Guide

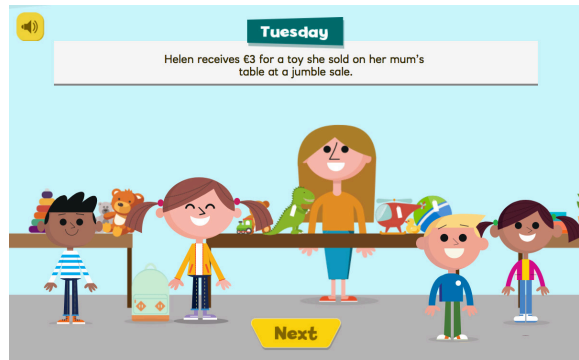
If your child is able or would like to practise their reading skills they can read each instruction aloud. They can also use the sound button to help or confirm the written text.

Throughout the interactive activity Helen will receive money from various relatives. Your child will be asked to decide which of the options they think is the best place for Helen's money. Discuss with your child the advantages and disadvantages of leaving the money in the different locations. If your child places Helen's money in an 'unsafe' place then the money will be lost.

Encourage your child to keep their own running record of all the money Helen is given throughout the activity and how much money they manage to keep 'safe':

- How much money has Helen been given throughout the activity?
- What other notes or coins could your child use to make the same amount?

After completing each question, children are asked how much money Helen has kept 'safe'. This may be a different amount to the total money Helen was given if your child put Helen's money in an 'unsafe' place.



With the money Helen has managed to keep in a safe place they can decide out of three options what they think she should do with the money. There is no right or wrong answer.

Discuss with your child how they would spend the money and their reasons:

- Would they always choose the same option?
- What would they like to save for?
- Is there another charity they would like to donate money to?
- Is there a particular book they are interested in reading at the moment?
- Would they prefer to split their money e.g. give a certain amount to charity and save the rest?

